


## Optiwall Cephe Paneli



### Product Description

Wall Sandwich Panel

### Place of Production

Istanbul, İskenderun

### Fields of Application

Structures with steel or prefabricated concrete carrier system, such as:

- Industrial Buildings
- Military Buildings
- Social Buildings
- Agricultural Buildings
- Sports facilities
- Worksite buildings
- Silos
- Hypermarkets
- Shopping malls
- Marketplace buildings
- Administrative buildings

The information provided herein about Assan Panel products, in particular advice on their application and end use, is given in good faith based on Assan Panel's current knowledge and experience of the proper handling, storage, treatment and application of these products under normal conditions and in accordance with Assan Panel's recommendations. The application surfaces and application areas for the products vary considerably in practice. For this reason, when using Assan Panel products, make sure that you apply the right product, under the right conditions, in the right way and in the right place, and strictly follow the information and instructions provided by Assan Panel regarding commercial suitability and/or suitability for a specific purpose. Otherwise, Assan Panel is not responsible for any damages that may occur. The user (user) of the product should test the suitability of the product for the application and purpose for which they intend to use the product. Assan Panel reserves the right to modify the specifications of its products. The property rights of third parties shall be respected. All orders are accepted on the basis of our current terms of sale and transportation. Users should always refer to the latest edition of the Local Product Data Sheet of the relevant product, which can be obtained by contacting Assan Panel.

## Performance Assessment

The best thermal insulation values.

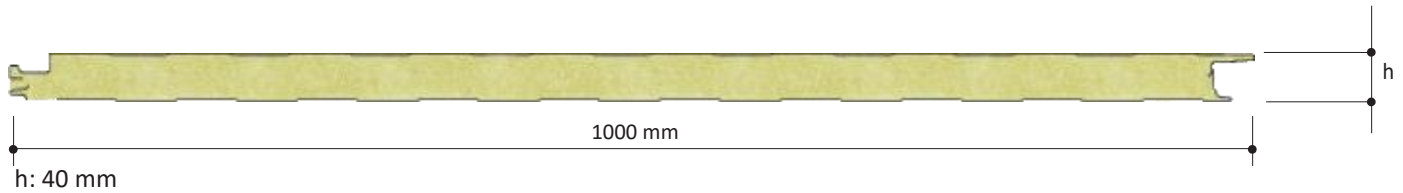
Fast and smooth installation allows for saving both time and labor. Polyurethane does not retain water, it does not host any bacteria or pests.

It is eco-friendly as n-Pentane gas is used as blowing agent for polyurethane. Does not require any additional coating such as plaster, paint, etc. thanks to its color surface.

Suitable for both horizontal and vertical applications.

Hidden fittings offer a visual advantage in exterior wall surfaces.

## Sizes



|                 |         |
|-----------------|---------|
| Effective Width | 1000 mm |
| Minimum length  | 3 m     |
| Maximum length  | 13.5 m  |

## Polyurethane (PUR)



|   |  |
|---|--|
| Polyurethane Density (EN 1602)              | 38 ±6 kg/m <sup>3</sup>  |
| Polyurethane Thickness                      | 40-50 mm   |
| Thermal Conductivity Coefficient (EN 13165) | 0.022-0.024 W/mK   |
| Upper Metal Thickness                       | 0.35-0.45-0.50 mm  |
| Lower Metal Thickness                       | 0.35-0.40 mm   |
| Sheet Quality (EN 10327)                    | DX51 D+Z Painted Galvanized Sheet (Polyester finish on primer) |

## Thermal Conductivity

| Panel Thickness | U Thermal Conductivity (W/m <sup>2</sup> K) | R Thermal Conductivity (m <sup>2</sup> K /W) | R Thermal Conductivity (ft <sup>2</sup> °F h/Btu) |
|-----------------|---|--|---|
| 40 mm           | 0.547                                       | 1.8282                                       | 11.418  |


## Mechanical Characteristics

|                                      |                                  |
|--------------------------------------|----------------------------------|
| Yield Strength of Steel Surfaces     | Min. 220 N/mm <sup>2</sup> (BGS) |
| Panel Tensile Strength               | Min. 140 N/mm <sup>2</sup> (BGS) |
| Core Material Compression Resistance | Min. 0.095 Mpa                   |

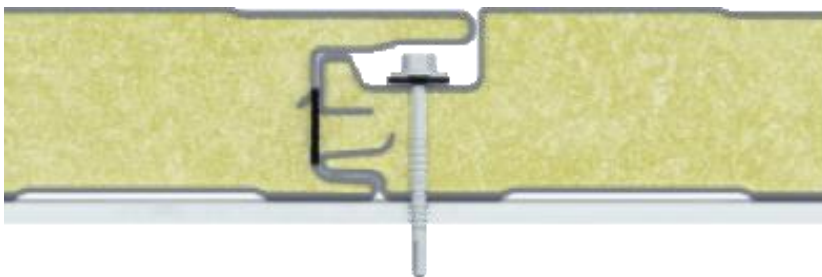
## Tolerance Values

| Panel Height   | Panel Thickness | Panel Cover Width     | Squareness Deviation   |
|--|-----------------|-----------------------|--|
| if L ≤ 3000 mm., ±5 mm.,<br>if L > 3000 mm., ±10 mm. | D ≤ 100mm ±2mm  | ±2mm for all profiles | 0.6% of s ≤ nominal cover<br>thickness / (Width (w) x 0.006) |

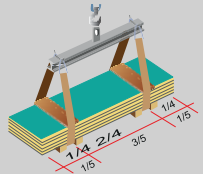
## Standart Colour Options




## Joint Details




## Protection of Sandwich Panels



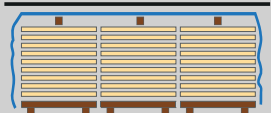
When lifting by crane, protect the material from sling crushing and place the lower carriers to the proper dimensions.




Stowed panels should be lifted at both ends if the panel is short, and at the ends and in the middle if the panel is long. Do not drag the panel. Dragging can cause scratches, especially on painted panels.



Even in short periods of time, protect the panels from external factors, and if possible, choose an area with very little slope to prevent water accumulation.



Panels to be stored on site for long periods should be stacked in covered areas, if possible.



Do not step on panels.